



# Reception Literacy Overview 2023 - 2024

Objectives	FANTASTIC Focus Lens	Books	Genre
<p><b>Autumn 1</b> <b><u>Me and my Community</u></b> <b><u>Baselines</u></b></p> <p>To write my name</p> <p>To draw/label my family</p> <p>To draw a map e.g. of school, local area, classroom, home.</p>	<p>Introducing the FANTASTIC LENSES</p>  <p>Feeling, Asking, Noticing, Touching, Action, Smelling, Tasting, Imagining, Checking</p>		<p>Fiction Non Fiction</p>

## Autumn 2


### Exploring Autumn

To use the checking lens to discuss what noises leaves make in Autumn.

To describe the movement of the leaves using the action lens.

To describe how Leaf Man feels in the story using the feeling lens.

To discuss the taste of the Pumpkin soup using the tasting lens.



Fiction

**Pirates**

To write CVC words to match the pirate items

**or**

To use the noticing and imagining lens to describe items found in a treasure chest.

To use the noticing lens to describe the character 'Captain Patch' from the story of 'The Night Pirates'.

To use the action lens to describe how the pirates move in the story.

**or**

To write a speech bubble based on 'The Night Pirates' story.

**Christmas**




To sequence the Christmas story and describe key events

To label the Nativity figures using sound knowledge

To write a letter to Father Christmas



















Non – fiction symbols



Fiction

Non – fiction  
Letter  
Writing

<p><b>Spring 1</b> <b>Starry Night</b></p> <p>To retell the story of 'Whatever Next' using story props</p> <p>To use the asking lens to write Baby Bear will say</p> <p>To use the imagining lens to think of the ways we would catch our own star</p> <p>To create our own rocket poem using the checking, action and the noticing lens</p>			<p>Fiction Non Fiction Drama Poetry</p>
<p><b>Spring 2</b> <b>Dangerous Dinosaurs</b></p> <p>To use the feeling, noticing and imaging lens to talk and write about the egg we found in our nature garden</p> <p>To use the imagination lens to write a sentence about what we would do if we had our own dinosaur.</p> <p>To write a fact file about a dinosaur describing what it looks like, the size and what it eats</p>	 <p>Non – fiction symbols</p>		<p>Non fiction Fiction Poetry</p>

<p>To read various dinosaur poems and think of other adjectives to use in our own poems</p> <p>To write a letter to Om (the main character in Stone Age Boy) to describe what life is like in the past <b>or</b></p> <p>To write a speech bubble explaining what the boy learnt how to do in the Stone Age.</p>	<p>Non – fiction symbols</p> 	 	
<p><b><u>Summer 1</u></b></p> <p><b><u>Growth and Change</u></b></p> <p>To use the tasting and action lenses to write descriptive sentences about the story 'Handa's Surprise'</p> <p>To use the tasting lens to describe the exotic fruits we have tried from the story 'Handa's Surprise'.</p> <p>To retell the story of 'The Little Red Hen'</p> <p>To write the instructions of how to make a fruit salad using time connectives</p>	   <p>Non – fiction symbols</p>	  	<p>Fiction</p> <p>Non Fiction</p>
<p><b><u>Summer 2</u></b></p>		 	

**Big Wide World**

To write a postcard from another country, describing the life there



To make a poster to inform others about how to take care of the world

To write a recount of our trip to Smithills Farm

- looking at buildings from around the world.

Non fiction symbols

Children choose the lenses to talk about their trip.



Fiction  
Non Fiction