



# Welcome to St Monica's Nursery



[www.stmonicasschoolflixton.org.uk](http://www.stmonicasschoolflixton.org.uk)

Telephone 0161 7483353



When your child starts at Saint Monica's Nursery they are becoming part of a school and parish family.

## Our mission statement...

Here at Saint Monica's we recognise that we are all members of God's family.

We love and care for one another and trust God to guide us in all that we do and say.

By learning together we aim to achieve and by working together we will succeed.



# *Key people in school:*



The Head Teacher is Mr Doherty



The Deputy Head is Mrs Cosgrove



Mrs Chivell – School Office Manager

Our office staff are:



Miss White – School Admin Assistant

# Nursery staff are...

The Nursery Teacher is Mrs Davidson.



The Nursery Teaching Assistant is Mrs Hill.



# Dear Teacher



I know you're rather busy  
First day back, there's just no time  
A whole new class of little ones  
And this one here is mine

I'm sure you have things covered  
And have done this lots before  
But my boy is very little  
He hasn't long turned four

In his uniform this morning  
He looked so tall and steady  
But now beside your great big school  
I'm not quite sure he's ready

Do you help them eat their lunch?  
Are you quick to soothe their fears?  
And if he falls and hurts his knee  
Will someone dry his tears?

And what if no-one plays with him?  
What if someone's mean?  
What if two kids have a fight  
And he's caught in between?

You're right, I have to leave now  
It's time for him to go  
I'm sure he'll learn so much from you  
Things that I don't know

Yes, I'm sure they settle quickly  
That he's fine now without me  
I know he has to go to school  
It's just so fast, you see

It seems like just a blink ago  
I first held him in my arms  
It's been my job to love, to teach  
To keep him safe from harm

So, when I wave goodbye in a moment  
And he turns to walk inside  
Forgive me if I crumple  
Into tears of loss and pride

I know as I give him one more kiss  
And watch him walk away,  
That he'll never again be wholly mine  
As he was before today.

Emma Robinson

Dear Parent,

We understand you feel worried  
To wave your child goodbye,  
And leave them in the teacher's hands.  
Don't worry if you cry!

Let us reassure you,  
That we will wipe away their tears,  
We'll change their dirty clothes,  
We'll chase away their fears.

We'll treat them like we would our own,  
We'll catch them when they fall.  
Just like you we'll care for them,  
And share their learning with you all.



# St Monica's Nursery

Nursery and Reception classes, whether in school or private nurseries, are part of the same key stage – The Early Years Foundation Stage (EYFS).

Early Years  
Foundation Stage



# Transition

We want your child to feel:

- Happy
- Safe
- Confident
- Valued



# Transition information

- ❑ Meeting for New Parents- tonight.
- ❑ Nursery Open Evening- Wednesday 10<sup>th</sup> July 4-5pm.
  
- ▶ September Home Visits
- ▶ Stay and Plays
- ▶ Half day sessions- mornings and afternoons (am/pm alternate)
- ▶ Monday 16<sup>th</sup> September 2024- our first “normal” day.

*Morning session (08:45am - 11:45am)*

*Afternoon session ( 12:15pm- 15:15pm)*

# We visit you!

Ensuring a smooth transition from home to school is of the upmost importance to us.

## Home Visits

Home visits are planned on Tuesday 3<sup>rd</sup>, Wednesday 4<sup>th</sup>, Thursday 5<sup>th</sup>, Friday 6<sup>th</sup> and Monday 9<sup>th</sup> September 2024.



# You visit us!

## Nursery visit **Stay and Play**

The visits last about half an hour. These visits will be in small groups on Tuesday 10<sup>th</sup> and Wednesday 11<sup>th</sup> September 2024.



# Daily Routine

<b>Morning Session</b>	<b>Activities</b>	<b>Afternoon Session</b>
8.45am -9:15	Meet and greet children and parents/carers Self-register and Gather Together Time	12:30 – 12:45pm
9:15am	Self-select from the continuous provision on offer Small group work What are you going to choose today?	12:45pm
9:30am	Independent play indoors/outdoors Snack time Focused adult - led activities	1:00pm
11:30am	Tidy up time Children tidy the area/Tidy up song	3:00pm
11:40am	Gather Together Time Singing or movement activities	3:10pm
11.45am	Home time FT children ( hall for lunch)	3:30pm

# St Monica's RC Primary School

## Our Nursery day...



Arrive



Group time



Indoor/outdoor play



Snack



Group time



Arrive/leave



Lunch



Group time



Indoor/outdoor play



Story



Home time

# The Early Years Curriculum

## The Foundation Stage Nursery and Reception

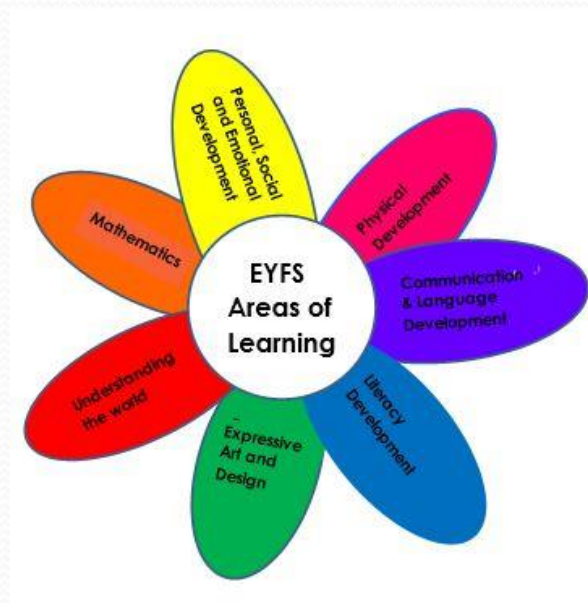
There are three '**Prime**' Areas and four '**Specific**' Areas of learning:

### Prime Areas

- Personal, Social and Emotional development
- Communication and Language
- Physical development

### Specific Areas

- Literacy
- Mathematics
- Understanding the World
- Expressive Arts and Design



# Personal, Social & Emotional Development



# Communication and Language



# Physical Development




# Literacy




# Mathematics



# Understanding the World




# Expressive Arts and Design



# How do they learn?


## Process versus Product



Children learn best by observing, listening, exploring, experimenting and asking questions. Being interested, motivated and engaged in their learning. We provide lots of opportunities for this through ...

- Continuous provision areas
- Enhanced provision linked to interests and topics
- Focused activities and teacher led inputs

# Learning journeys



TAPESTRY



Jamie's train play  
31/10/2013 with Jamie Edwards



Jamie really enjoyed building a train track today, and especially liked the fact that it lived in its own tunnel.

He was the train driver, and his train was called Thomas, which was very funny because Thomas is also his brother's name!

#### Playing and Exploring

Playing with what they know

- Representing their experiences in play
- Taking on a role in their play

Jamie Edwards



***We will give you more information about this when your child is in school. There is a form to fill in and return to school within your pack.***



# Parents as Partners

## A Working partnership between school and home

- A class newsletter will be given out weekly telling you what the children have been covering that week and any forthcoming events and dates. It is also put onto the class page on the school website
- We have a school communication platform called Dojo which is an app that you load onto phones or tablets. You log into it for your child and you will then have access to school stories and class stories linked to your child. This is a very effective means of communication between your child's teacher, the head teacher and yourself.
- The school website has lots of information on it too.  
<https://www.stmonicasschoolflixton.org.uk/>

# Uniform

- School logo crew neck sweater/jumper (which can be purchased from the link on the school website)
- White polo shirt
- Plain black jogging bottoms or leggings
- Black school shoes (Velcro fastenings are much better than laces at this age!)

In the summer term grey or black shorts are allowed and red gingham dresses.

Please make sure all items of clothing are named – despite all our efforts things still manage to disappear.





# School Fruit and Vegetable Scheme



*We ask for a contribution of £2.00 each week towards the Nursery fund. This can be paid each week by sending in £2 for your child to put in the money tin or if you prefer you can send a half termly contribution.*

# FAFSM

Welcome to ***Family and Friends of St Monica's***, we are a group of volunteers who come together to raise funds for our school.

We are always looking for new member and would like to invite you to our monthly meetings, which are held at The Fox on a Tuesday evening at 7pm.

This is a great opportunity to have an input into how money is raised and how it is used directly to benefit your child.

You can join our facebook page **@Family and Friends of St Monica's** to find out more information about up and coming events and to contact the committee directly.

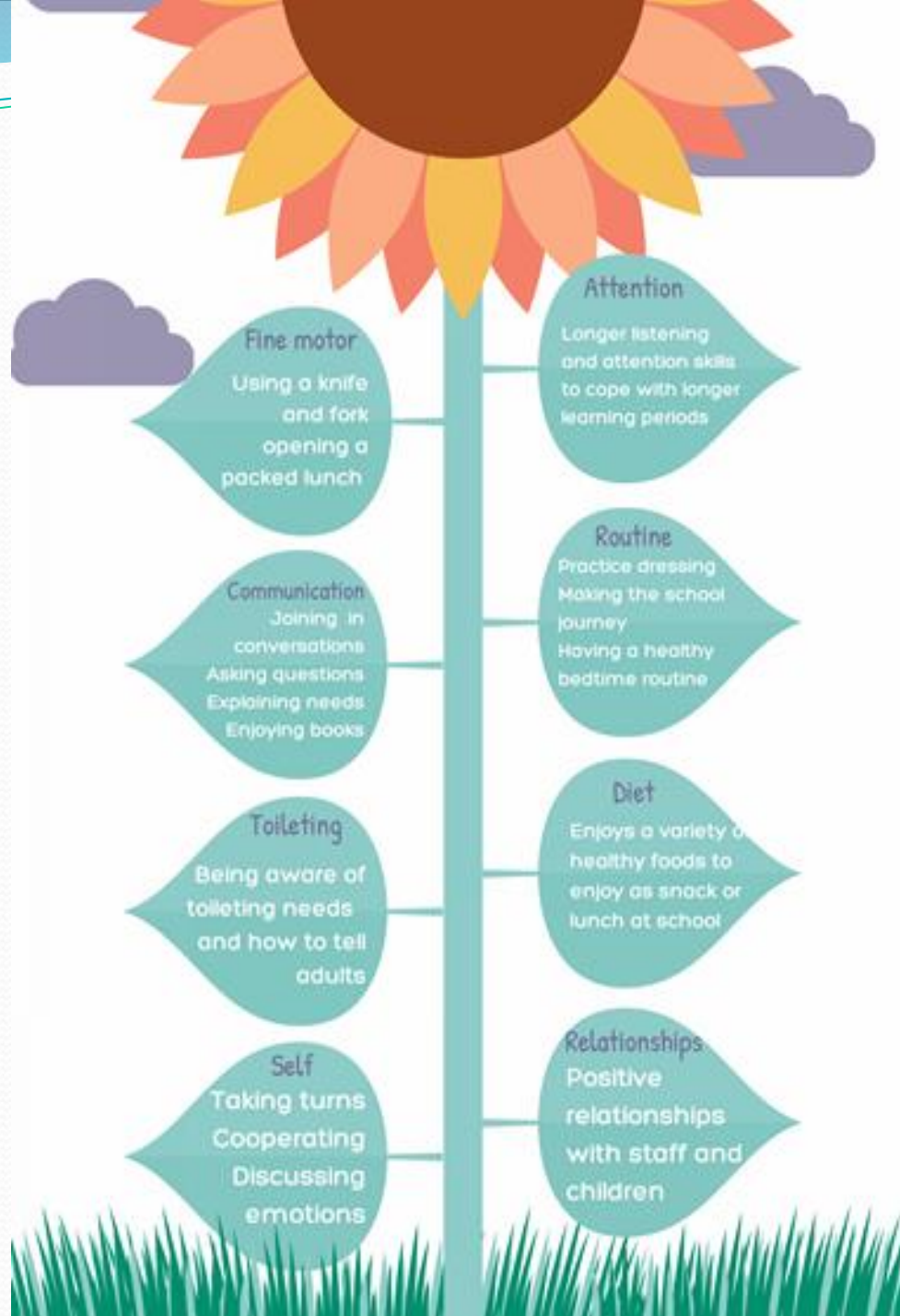
We look forward to meeting you at our future events .

Kind Regards

Amanda Hill (Chairwoman)

07827 328541





### Fine motor

Using a knife and fork opening a packed lunch

### Attention

Longer listening and attention skills to cope with longer learning periods

### Communication

Joining in conversations  
Asking questions  
Explaining needs  
Enjoying books

### Routine

Practice dressing  
Making the school journey  
Having a healthy bedtime routine

### Toileting

Being aware of toileting needs and how to tell adults

### Diet

Enjoys a variety of healthy foods to enjoy as snack or lunch at school

### Self

Taking turns  
Cooperating  
Discussing emotions

### Relationships

Positive relationships with staff and children

## Potty and Toilet Training: A Guide for Parents

### Skip the Potty

If your child is over the age of three, it may be worth considering skipping the potty and going straight to the toilet. Some bigger children struggle with getting up and down from the potty because of the small size of potties and stepping up to the toilet is easier for them.

### Bin Them

Don't be afraid to put dirty pants in the bin! Some things just aren't worth saving.

### Travelling

Try not to put your child back into nappies or pull-ups for travelling. Instead, use towels or puppy training pads to cover the seats of the car. When out and about, take the potty and nappies. You can use a nappy to soak up a wee in the potty if you are caught nowhere near a toilet.

### Rewards

Most children respond well to rewards. It may be worth considering using a reward system when the novelty of potty or toilet training starts to wear off. Initially, however, try to use lots of praise and the motivation of being 'grown up' to help your child become self-motivated.

### Try Pyjamas First

Some children find the feeling of pants around the legs is too similar to the feeling of a nappy. Try no pants and loose pyjama bottoms when first potty or toilet training. They are easy to pull up and down in hurry too.



## Working Together



We would love for you to be a part of this learning journey by contributing any of your child's achievements at home as this will support us in creating a more complete picture of your child. This is best when it is behaviour / achievements your child has demonstrated completely independently. You can share this with us via Dojo, advise us verbally, provide a photo or send in certificates and medals for us to look at. We always love to hear all the wonderful things your child has been up to outside of school!

### Dojo

We use Dojo as a means of communicating everything we get up to as a class during the week and any other messages directly from the teachers. You can also share information with your child's teacher through this app. You will be given login details in preparation for your child starting Nursery.

### Weekly Newsletter

A weekly newsletter is uploaded onto Dojo telling you all about the learning that has taken place each week. This is a great conversation starter to use with your children, especially when they tell you they can't remember what they have done all day! You will also find a QR code to scan which will provide you phonics support each week.

### Tapestry


We keep a record of your child's learning journey on our online learning platform, Tapestry. Again, you will be given login details to access all of your children's photos and comments on their learning.

## How to prepare your child for Nursery

- Talk to your child about what to expect in Nursery and look at the photographs of our staff, building and Nursery grounds.
- Recognise and talk through your child's feelings and different emotions, this will help them to understand and communicate how they are feeling with staff.
- It is important for children to listen and follow instructions at nursery, these can be enhanced at home by playing games such as snap and giving simple instructions e.g. hang your coat up and wash your hands.
- Talk to your child without distractions from the TV, radio or tablet. Talk about shared experiences that you have enjoyed such as visits, shopping trips, or things you have seen.
- Develop self-help skills by encouraging your child to take off and put on their own jumper and coat. Support your child in doing up zips, buttons and poppers; we understand that these can be tricky so make it fun by dressing up toys in old clothes. Encourage your child to take their shoes and socks on and off. Don't wait till the first day - give them time to practice.
- Support your child in getting to the toilet in time, wiping themselves, flushing the toilet and washing their hands. If your child is wearing nappies we will work with you and your child to support them during toilet training (see our Early Years'



# Medical information.



- There is a First Aider in the building at all times
- If your child is ill then please inform the school office.
- Sickness or Diarrhoea - stay off school for 48 hours from the last episode.
- Medicine Long term - ongoing medicines eg asthma inhalers – we ask that you fill in a long term medical form which will be sent to you in the welcome pack
  - Short term medicines - antibiotics only given if needed 4x a day. No non prescribed medicines will be administered.
- Contact numbers these must be kept up to date, please inform the office if your mobile number changes. We ask for at least 2 contacts.
- Allergies – please inform school of any allergies your child has.
- If your child has a fall or bump during the day you will receive an email from Medical Tracker to notify you.
- Head lice – unfortunately they do occur in school! We ask that you let us know so that all parents can be notified by a letter that there is a case in the class(no names are given!) and then everyone can be vigilant and check. Treatments for head lice can be obtained for free from any local chemists. You do not have to keep your child off school but you do have to treat them.