




















Reception Literacy Overview 2023 - 2024

Objectives	FANTASTIC Focus Lens	Books	Genre
<p>Autumn 1 <u>Me and my Community</u> <u>Baselines</u></p> <p>To write my name</p> <p>To draw/label my family</p> <p>To draw a map e.g. of school, local area, classroom, home.</p>	<p>Introducing the FANTASTIC LENSES</p>  <p>Feeling, Asking, Noticing, Touching, Action, Smelling, Tasting, Imagining, Checking</p>		<p>Fiction Non Fiction</p>
<p>Autumn 2 <u>Exploring Autumn</u></p> <p>To use the checking lens to discuss what noises leaves make in Autumn.</p> <p>To describe the movement of the leaves using the action lens.</p> <p>To describe how Leaf Man feels in the story using the feeling lens.</p> <p>To discuss the taste of the Pumpkin soup using the tasting lens.</p>			<p>Fiction</p>

<p><u>Pirates</u></p> <p>To write CVC words to match the pirate items or To use the noticing and imagining lens to describe items found in a treasure chest.</p> <p>To use the noticing lens to describe the character 'Captain Patch' from the story of 'The Night Pirates'.</p> <p>To use the action lens to describe how the pirates move in the story. or To write a speech bubble based on 'The Night Pirates' story.</p> <p><u>Christmas</u></p> <p>To sequence the Christmas story and describe key events</p> <p>To label the Nativity figures using sound knowledge</p> <p>To write a letter to Father Christmas</p>	 <p>Non – fiction symbols</p>		<p>Fiction</p> <p>Non – fiction Letter Writing</p>
<p><u>Spring 1</u> <u>Starry Night</u></p> <p>To retell the story of 'Whatever Next' using story props</p> <p>To use the asking lens to write Baby Bear will say</p> <p>To use the imagining lens to think of the ways we would catch our own star</p> <p>To create our own rocket poem using the checking, action and the noticing lens</p>			<p>Fiction Non Fiction Drama Poetry</p>

<p><u>Spring 2</u> <u>Dangerous Dinosaurs</u></p> <p>To use the feeling, noticing and imaging lens to talk and write about the egg we found in our nature garden</p> <p>To use the imagination lens to write a sentence about what we would do if we had our own dinosaur.</p> <p>To write a fact file about a dinosaur describing what it looks like, the size and what it eats</p> <p>To read various dinosaur poems and think of other adjectives to use in our own poems</p> <p>To write a letter to Om (the main character in Stone Age Boy) to describe what life is like in the past or To write a speech bubble explaining what the boy learnt how to do in the Stone Age.</p>	  <p>Non – fiction symbols</p> <p>Non – fiction symbols</p> 	     	<p>Non fiction Fiction Poetry</p>
<p><u>Summer 1</u> <u>Growth and Change</u></p> <p>To use the tasting and action lenses to write descriptive sentences about the story 'Handa's Surprise'</p> <p>To use the tasting lens to describe the exotic fruits we have tried from the story 'Handa's Surprise'.</p> <p>To retell the story of 'The Little Red Hen'</p> <p>To write the instructions of how to make a fruit salad using time connectives</p>	  <p>Non – fiction symbols</p>	  	<p>Fiction Non Fiction</p>

Summer 2
Big Wide World

To write a postcard from another country, describing the life there

To make a poster to inform others about how to take care of the world




To write a recount of our trip to Smithills Farm



- looking at buildings from around the world.

Non - fiction symbols

Children choose the lenses to talk about their trip.



Fiction
Non Fiction